



HANSARD
INTERNATIONAL

HIL Invesco Global Small Cap Equity (MC48)

31 March 2021

Fund Objective (of the underlying asset)

To achieve long-term capital growth through a portfolio of investments in international securities.

The above objective is that of the underlying asset into which the Hansard International unit fund links. We endeavour to keep this up to date. However, policyholders will not be advised of any minor changes to the stated objective.

Fund Facts (of the unit fund)

Internal Code	MC48
Fund Launch Date	06/07/1995
Pricing Frequency	Daily
Currency	US Dollar
AMC*	1.00%
Sector**	Global Equities

*In addition to the AMC, the unit fund price will reflect additional costs associated with the management and administration of the unit fund, of no greater than 0.25% per year. Dealing costs may also be incurred, but the yearly effect of these will vary depending on the number of deals and the fund size.

**UK Offshore Insurance' Sector classification
Source: FE fundinfo

Fund Facts (of the underlying asset)

Fund Name	Invesco Global Small Cap Equity
Fund Launch Date	10/09/2018
AUM	\$345.38m (as at 31/03/2021)
Sedol Code	BFLV3L8
MEXID Code	BRKIKA
ISIN Code	LU1775975201
Currency	US Dollar
Manager (Name)	Invesco Management S.A.
AMC	1.50%

The above AMC is the gross fee levied by the fund manager for the management of the fund. You should be aware the fund also bears costs other than their AMC such as trading, legal and audit fees which are not included in the AMC but will be reflected in the fund's unit price

Information contained in this fact sheet is not to be taken as, and is not intended as, an offer to invest. Anyone considering linking to this unit fund should seek professional guidance. Hansard International takes no responsibility for action taken based on the content of this fact sheet. Relevant product literature should be read in conjunction with this fact sheet. Relevant product charges will affect returns. Unit funds can only be accessed through a Hansard International product, product terms and conditions will apply.

Fund Performance (of the unit fund)

Discrete fund performance (as at 31/03/2021)

	31/03/2016 - 31/03/2017	31/03/2017 - 31/03/2018	31/03/2018 - 31/03/2019	31/03/2019 - 31/03/2020	31/03/2020 - 31/03/2021
Fund	15.2%	15.2%	-10.6%	-25.3%	93.0%
Sector	8.9%	13.2%	-0.9%	-12.4%	53.4%
Quartile	1	2	4	4	1

Cumulative fund performance (as at 31/03/2021)

	3 mths	1 Year	3 Years	5 Years	Launch
Fund	8.5%	93.0%	28.9%	71.0%	456.1%
Sector	4.5%	53.4%	33.2%	64.1%	292.7%
Quartile	1	1	3	2	-

Performance (5 Years to 31/03/2021)



Performance figures provided by FE fundinfo as at 31/03/2021, using the published bid prices of accumulator units, in US Dollar. **Past performance is not a guide to future performance. The value of units can fall as well as rise.**

The underlying asset is denominated in one currency but may hold assets which are priced in other currencies. The performance of the unit fund may therefore rise and fall as a result of exchange rate fluctuations.

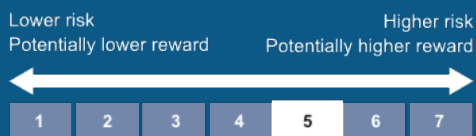
Performance figures include the deduction of all fund management charges. Sector classification and source information is provided by FE fundinfo.



HANSARD
INTERNATIONAL

Fund Holdings (of the underlying asset)

Risk and Reward (of the unit fund)



- Where the unit fund is more than 5 years in existence, the indicator reflects the volatility of the unit fund's price over the previous 5 year period, which in turn reflects the volatility of the underlying asset prices to which the Hansard International unit fund links.
- Where the unit fund is less than 5 years in existence, the indicator reflects the volatility of the underlying asset prices over the previous 5 year period or since launch if later.
- The current rating is not guaranteed and may change if the volatility of the underlying asset to which the Hansard International fund link invests changes.
- The lowest rating does not mean risk free.
- The fund is rated 5 based only on past performance.
- The risk ratings have been calculated as at 28 November 2018.
- The rating does not reflect all risks. For example, it does not reflect Credit, Derivative, Counterparty or Liquidity risks.

Important Information

The unit fund principally holds units in the underlying asset and there will be a cash balance (debit or credit) to facilitate dealing. Pricing will take into account the market price of the underlying asset and the net unit fund cash flow. In consequence, the unit fund's price and performance should broadly mirror the underlying asset, although there will be variations from time to time.

The benefit from a Hansard International product is primarily determined by unit fund performance over its lifetime; other factors may be more important, especially on early surrender, in certain cases. You may get back less than you paid in.

For further information about how Hansard International unit funds work, please refer to the information sheet 'How our unit funds work'.

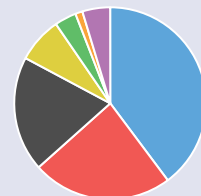
Hansard International Limited

Harbour Court, Lord Street, Box 192,
Douglas, Isle of Man IM99 1QL, British Isles

Telephone: +44 1624 688000
Fax: +44 1624 688008
Website: hansard.com
Registered Number 032648C
Regulated by the Isle of Man
Financial Services Authority

Asset (as at 31/03/2021)

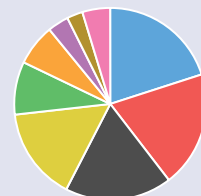
North American Equities	39.78%
Asia Pacific Equities	23.63%
European Equities	19.40%
UK Equities	7.64%
International Equities	3.66%
Global Emerging Market Equities	1.20%
Other	4.69%



Powered by data from FE fundinfo

Sector (as at 31/03/2021)

Industrials	20.04%
Consumer Products	19.52%
Telecom, Media & Technology	18.02%
Financials	15.65%
Health Care	8.91%
Basic Materials	6.95%
Real Estate	3.55%
Utilities	2.67%
Money Market	4.69%



Powered by data from FE fundinfo

Geographic (as at 31/03/2021)

North America	40.07%
Europe ex UK	19.40%
Pacific Basin	10.98%
Japan	10.88%
UK	7.64%
South Africa	0.70%
Australasia	0.31%
Other	10.02%



Powered by data from FE fundinfo

Top Holdings (of the underlying asset) (as at 31/03/2021)

PHILIPS LIGHTING	0.83%
NORDEX	0.80%
RYMAN HOSPITALITY	0.73%
ONEMAIN	0.69%
LATTICE SEMICONDUCTOR	0.68%
TAYLOR MORRISON	0.66%
LPL FINANCIAL	0.65%
WESTERN ALLIANCE	0.62%
TRAVEL & LEISURE	0.61%
CHIBA BANK	0.60%

Powered by data from FE fundinfo